


For more information visit
www.peugeot.co.uk



Dealer stamp



Design: bd-nw-k - Edition: Alvia Paris - Published by: GUTENBERG LINE - Automobiles Peugeot RC Paris B 552 144 503 - Printed in the EU - GB - 02/2007 - MCP731



● Peugeot //
Expert





Peugeot

Expert

Style //	4
Capacity //	8
Dynamism //	10
Comfort //	14
Confidence //	18
Specifications //	24
Personality //	30
Accessories //	32
Peugeot & You //	34

From professionals to professionals

From the moment you discover the new Peugeot Expert range, you will understand that these are no ordinary light vans but vehicles designed for your business and also for the people who will drive them. Vehicles built by professionals, for professionals.

Because no two businesses are the same, our new Expert range offers a wide choice of configurations: 3 effective volumes, 2 payloads and 3 HDi diesel engines. So you can be sure of finding the Expert that meets your expectations to a T. And whichever model you choose, you can be certain it embodies the

qualities shared by all Peugeot vehicles: style, practicality, dynamism and innovation.

Your needs guided its design. The result: functional and practical equipment such as the lowest load sill on the market (with pneumatic suspension), an interior volume that can be used to the full, large rear hinged doors which open to 180° to facilitate loading... all with an innovative design which adds zest to your company image each time you take to the road.

It also means vehicles that inspire confidence. Like all Peugeot light vans,

Expert is manufactured to the strictest standards to meet your needs in terms of robustness and safety.

Expert also means passion. The passion we put into designing light commercial vehicles and private cars, to ensure that both are equally pleasant to drive, making long journeys more comfortable and less stressful regardless of the load you are carrying.

It goes without saying that intelligence is also to the fore, in the form of practical functions that make your life easier and your work simpler and more efficient.

These values are in our genes. You will find them in all of our vehicles and in those which, tomorrow, will display the Peugeot badge.

That's why you can be sure your Expert will be just right for your business. One of the most convincing offers on the market, whatever your requirements.

Style //

5

Expert.

It says as much about you as your business card!

Your professional vehicle is a little like yourself: it introduces you, marks your presence, represents you. To make Expert as right for you as possible, Peugeot designed it with versatility in mind. Choose from the Expert range the model that best expresses your professionalism.



Models are featured with optional front fog lights.

The Expert range offers a choice of multiple configurations. Among them you'll find the one that's right for you, that matches your personality and fits perfectly with your activity. Whatever your choice, Expert will satisfy your need for comfort, load capacity, durability and safety.

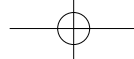
Your Expert fits the bill perfectly: it is available in panel van, window van or floor cab versions. Each model is available in two lengths (4.80 m and 5.13 m) and 2 heights (1.94 m and 2.27 m with standard suspension, reduced to 1.90 m and 2.20 m with pneumatic suspension) with an effective volume of 5, 6 and 7 m³. All models also allow body conversions.

Thanks to its pneumatic suspension, it offers the lowest load sill on the market. The loadspace is optimised and the wide rear doors open to 180° to facilitate access.

With its exceptional handling characteristics, your Expert gives full expression to your professionalism.

Better than a business card, your vehicle reflects your professional image. Bearing the hallmarks of Peugeot elegance, it perfectly expresses your dynamism and reliability.





Its design reflects your professionalism



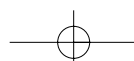
L2H2 version

The contours of the Expert have been designed to express its true nature: that of an efficient working tool that's right for the job.

At the rear, the Expert's square profile is immediately recognisable by the professional as a sign of easy loading and optimised volume.

The front aspect, broad and generous in the Peugeot style, expresses the Expert's modernity and dynamism with its plunging front windscreen and very stylish lights. Bumpers forming an integral part of the body and side protections evoke robustness and safety.

The sides can accommodate advertising and your company name.





Hinged rear doors / Tailgate

The two panelled or glazed hinged rear doors open to 180° to facilitate loading. In the long and tall version, Expert is equipped with special rear doors adapted to the height. A tailgate is available as standard or as an option according to versions.

Stowing rings*

To ensure maximum safety for driver and passenger; 8 stowing rings installed on either side of the rear load space secure the load to the floor of the vehicle.

*Straps not supplied.



A modular range

So that it can adapt to as many different uses as possible, the range of Expert vans is available in two lengths, 4.80 and 5.13 m, and two heights (1.94 m and 2.27 m with standard suspension, reduced to 1.90 m and 2.20 m with pneumatic suspension). Load floor lengths are 2.26 m and 2.56 m according to versions.

Capacity //

At work, it makes your life easier.

Front doors

The front doors accommodate dual glass door mirrors (standard on the driver's side and according to version on the passenger side). The one-touch electric windows incorporate a safety auto-reverse function*.

*As standard on the driver's side.

Sliding side door

Guided by two support rails and a rail in the upper section, the sliding side door can be glazed. Particular attention has been paid to the design of the handles to facilitate operation of the door. The accessible width allows the loading of a Euro pallet.

A second sliding side door (as standard) on the driver's side allows easier access to goods.

Load sill

To facilitate the handling of goods or materials the Expert's load sill is the lowest on the market with its pneumatic suspension* which can be adjusted at a standstill: a height of only 50 cm in the lowered position.

*Available as an option according to versions.

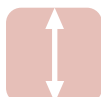
Payload

In the van version, Expert can carry a payload of 1000 kg or 1200 kg. The floor cab also accommodates a payload of 1200 kg.

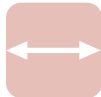
GVW
2.661 T to 2.963 T



2 heights: 1.94 m and 2.27 m
with standard suspension
1.90 m and 2.20 m
with pneumatic suspension



2 lengths
4.80 m and 5.13 m



3 effective volumes
5, 6 and 7 m³





Front fog lights are optional on the Expert

Dynamism //

A better way of doing business

Front / rear axles

When a vehicle is a working tool, you need to rely on it in all situations and be able to count on exemplary efficiency. Thanks to the quality of its wheels and suspension, the Expert's stability is a benchmark.

Regardless of load conditions, the rigidity of the body and a MacPherson type independent wheel front

suspension optimise handling. The semi-deformable rear suspension provides an excellent level of active safety.

Suspension (standard / pneumatic)

Expert offers a choice of two types of rear suspension: standard or pneumatic. The latter is an innovative solution which restricts the overall height to 1.90 m and ensures a

constant ride height under all load conditions. By means of a manual control the height of the load sill can be adjusted.

Stops / dampers

Expert has long and dense wheel travel stops. Continuously adjusting their rigidity and load flexibility, these stops form the link between front and rear

suspension, ensuring stable vehicle handling and an excellent level of comfort even when driving with no load.

The dampers have been designed to ensure excellent body stability and enviable suspension comfort.

Steering

For enhanced driveability and additional fuel savings, Expert can be equipped, according to engines, with hydraulic power steering (1.6 HDi 90 bhp engine) or electro-hydraulic power steering (2.0 HDi 120 and 2.0 HDi 136).

Pneumatic suspension

Specifically developed by Peugeot for the Expert, the pneumatic suspension offers a number of benefits:

An overall height of 1.90 m

Pneumatic suspension allows you to park in car parks with a height restriction of 1.90 m.



The load sill

A button in the Expert's boot lets you lower the load sill. It is then the lowest on the market, ensuring optimal ease of loading.

A constant ride height:

Regardless of vehicle load the ride height remains constant, ensuring uniform driveability.



Good for your budget and environmentally friendly

All of the Expert's engines comply with the Euro 4 standard and are designed to facilitate your journeys and improve your efficiency. All work towards the same objective: a concern for economy and the environment.



A choice of three engines

For your Expert, you can choose between 3 HDi diesel engines. One of them is sure to meet the requirements of your business perfectly.



Gearboxes

The Expert offers two manual gearboxes adapted to its different engines:

- A 5-speed gearbox for the 1.6 HDi 90,
- A 6-speed gearbox for the 2.0 HDi 120 and 2.0 HDi 136 engines.

1.6 HDi 90

This 4 cylinder diesel engine with a capacity of 1560 cm³ features 16 valves, a dual overhead camshaft and a fixed geometry turbo. Lively and efficient, it is very economical and perfectly suited to urban driving.

2.0 HDi 120

Compared to the 90 bhp version, the 2.0 HDi 120 bhp engine features a variable geometry turbo. Its characteristics make it the ideal engine for both small trips around town and longer journeys on the open road.

2.0 HDi 136 DPFS

Thanks to the Common Rail injection system and its 136 bhp, this engine develops an exceptional torque for its category which makes it extremely efficient for long haul journeys.

HDi technology

A source of performance and economy, the Common Rail injection system is featured on all Expert HDi engines. By injecting high-pressure fuel directly into the combustion chamber, this system reduces fuel consumption and procures additional power whilst conforming to Euro 4 anti-pollution standards.

DPFS

The technology of the Diesel Particulate Filter System (FAP) reduces emissions to measurable limits whilst preserving power and performance.



Version	1.6 HDi 90				2.0 HDi 120				2.0 HDi 136 FAP	
Seats	2/3				2/3				2/3	
Bodywork	LIHI	LIHI	L2HI	L2H2	LIHI	LIHI	L2HI	L2H2	LIHI	L2HI
SCX	1,21	1,21	1,23	1,27	1,17	1,17	1,19	1,27	1,17	1,19
Payload	1000	1200	1200	1200	1000	1200	1200	1200	1200	1200
Performance (driver only)										
Maximum speed (mph)	90	90	90	87	99	99	99	98	106	106
1000m standing start (s)	37,7	37,9	38,2	38,5	34,6	34,6	34,7	35,1	33,4	33,5
400m standing start (s)	20,2	20,3	20,4	20,6	18,7	18,7	18,8	18,9	18,1	18,2
0 to 62 mph	17,1	17,3	17,7	18,3	12,8	12,8	13	13,3	11,6	11,7
Fuel consumption mpg (l/100km)										
Urban mpg (l/100km)	33.6 (8.4)	33.6 (8.4)	33.6 (8.4)	32.8 (8.6)	31.0 (9.1)	31.0 (9.1)	30.7 (9.2)	30.1 (9.4)	30.7 (9.2)	30.7 (9.2)
Extra urban mpg (l/100km)	42.8 (6.6)	42.8 (6.6)	42.8 (6.6)	41.5 (6.8)	44.8 (6.3)	44.8 (6.3)	44.1 (6.4)	42.8 (6.6)	44.1 (6.4)	44.1 (6.4)
Combined mpg (l/100km)	39.2 (7.2)	39.2 (7.2)	39.2 (7.2)	37.7 (7.5)	39.2 (7.2)	39.2 (7.2)	38.2 (7.4)	37.2 (7.6)	38.2 (7.4)	38.2 (7.4)
Emissions										
CO ₂	191	191	191	198	194	194	196	200	196	196

Applies to Panel Van and Window Van.



Overhead storage unit*
The overhead storage unit is situated under the roof above the front passengers and can accommodate documents or other indispensable small objects.

*Open or closed according to equipment level.



Glove box
Lockable and illuminated, the glove box can be refrigerated if your Expert comes with air conditioning.



Storage spaces
They can be found on top of the fascia panel, under the steering column, in the front doors and under the two person passenger seat.



Driver's seat adjustment
The steering column supports a height-adjustable (40 mm) and depth-adjustable (40 mm) steering wheel.



Lumbar adjustment*
For a better driving position, the driver's seat is equipped with a lumbar adjustment lever on the side of the seat back.

*Optional according to versions.



Two person / Individual passenger seat*
You can equip your Expert with an individual passenger seat in place of the two person passenger seat.

*Available as an option.



Two person front passenger seat
The very comfortable front passenger bench seat, available as standard on the Expert, lets you carry 2 front passengers in complete comfort. It is very practical and comes with a writing table.

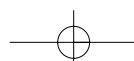
Comfort // Wellbeing on a daily basis

A light van used on a daily basis must be ergonomic, practical and comfortable. To make working with the Expert as enjoyable for you as possible, Peugeot designed its interior to be functional and innovative,

making sure that its comfortable seats offered excellent support.

Expert offers in addition numerous fittings and storage spaces that make day-to-day tasks so much easier:

overhead storage unit, key-lockable glove box, storage compartments and cup holders on the fascia panel...




Comfort //

Helping you to drive

On today's light vans, not all the new technology is under the bonnet: on the Expert it offers you valuable

driving assistance, with, for example audible rear parking assistance or electrically adjustable door mirrors.



Door mirrors

Their dual glass facilitates parking manoeuvres and provides better coverage of the driver's side blind spot. The door mirrors can be adjusted, folded electrically* from the inside, and heated* simultaneously with the rear windscreen de-icing function*.

*Optional.



Audible rear parking assistance*

Activated when reverse gear is engaged, ultrasonic sensors warn you of the presence of an obstacle or a person near the rear of the vehicle. The frequency of the audible signal intensifies until it becomes continuous when the obstacle is less than 30 cm away.

*Optional.

Whether you're running around town or heading off to the country, the Expert puts all the information you need to make your journey

easier, and more comfortable, at your fingertips - including sophisticated equipment you'd usually only expect to find on a saloon.



Speed limiter and cruise control*

Your vehicle can be equipped with a cruise control and speed limiter. The cruise control lets you maintain a constant speed regardless of terrain without having to use the accelerator. The speed limiter disables the accelerator pedal as soon as you reach a programmed speed.

*Optional.



Air-conditioning*

The manual air-conditioning system keeps the air circulating throughout the passenger compartment and incorporates an active charcoal pollen filter to ensure your environment is always comfortable, even when you're driving in heavily polluted areas.

*Optional.



CD changer*

An RT3 and RD4 compatible CDR and CDRW 5 CD changer offers faster playback and random track selection.

*Optional.



Visibility Pack*

The visibility pack, includes an automatic rain sensor located on the front windscreen and automatic switching on of the headlamps.

*Optional.



RD4 CD radio

The Expert's centre console incorporates a mono CD radio, with controls on the steering wheel. Sound is reproduced through 2 speakers and 2 tweeters.



RT3*

The RT3 includes: a satellite navigation system, which determines your position by GPS, calculates your best route and provides traffic information. You receive information through the speakers or on the multifunction colour display. It also provides access free of charge to emergency and assistance telematic services**.

**Access to these services requires the presence of a SIM card in working order (PIN code entered), inserted in the RT3.



Bluetooth® hands-free kit*

This provides a link between your Bluetooth mobile phone and the radio. You can then display telephone functions on screen and control menus from the radio control on the steering wheel.

*Optional.

Confidence //

Always on guard

Ingenious protective devices

Ingenious protective devices supplement the Expert's safety equipment:

- separate front / rear locking by remote control,
- locking of the load space from the cab,
- vehicle marking.



Locking / unlocking

On the Expert's remote control, three buttons activate locking / unlocking of all doors, or of the cab and rear compartment only.



From their seat, the driver can lock or unlock the entire vehicle, or just the front cab or the rear compartment.



To facilitate identification of your Expert, its chassis number is engraved on the scuttle panel below the front windscreen.

Central locking / unlocking control

Located on the centre console, this activates simple locking. An additional control lets you lock or unlock the rear compartment only. When Expert is being driven, automatic door locking is activated as soon as the speed reaches 6 mph.

In the event of impact, the doors unlock automatically.

Hazard warning lights control

Very accessible both for the driver and the passenger; the red, triangular hazard warning lights control positioned on the centre console of the fascia panel is very easy to identify.

Door open locator

If a door remains open, including those in the load compartment, you are alerted by a warning indicator on the instrument panel, or via the multifunction display if your Expert is equipped with one.

Safety of the driver's electric window

The one-touch control of the driver's electric window is equipped with a safety auto-reverse function: if the window detects an obstacle, it automatically reverses its movement.

Tamperproofing / vehicle integrity

The Expert's mechanical protective devices earn it a high level Thatcham security rating: exterior locks (single or double depending on model) provide a secure level of tamperproofing with an anti-pick mechanism and protective plate for connection of the lock control cable.

Deadlocking

This renders all interior opening controls inoperative, therefore making it pointless to break into the vehicle.

Specific protections

- On vehicles equipped with a tailgate, activation of its lock is controlled electrically.
- An anti-theft mechanism locks the steering if an attempt is made to tamper with the visible part of the steering column.
- The spare wheel is accessible from the rear compartment only.

Coded anti-start device

This electronic immobiliser with transponder entails simultaneous replacement of the engine ECU and BSI for the vehicle to operate.



Intelligence that protects

A vehicle's safety can be assessed in two ways: active safety dependent on its handling, and passive safety assured by its structures and its equipment. Because maximum safety is the least you expect, Expert incorporates a range of innovations to protect both occupants and load.



Available on Expert as an option or as standard, several technologies play a part in optimising your safety:

ABS, EBA

- The Anti-lock Braking System (ABS) controls your trajectory during emergency braking.
- Emergency Brake Assist (EBA) provides extra assistance in the event of vigorous braking by amplifying the braking pressure and reducing the stopping distance to a minimum.

ESP (TC, ROM, DSC)

- Traction Control prevents wheel slip in the event of loss of traction.
- The ROM (Roll Over Mitigation) module, by acting on the brakes, reduces the risk of vehicle rollover in situations of extreme transverse acceleration.
- Dynamic Stability Control (DSC) continuously compares information transmitted by the steering wheel sensor and the yaw sensor to detect any incipient understeer or oversteer. It then deploys corrective actions to preserve the trajectory taken by the driver.

Main brake

To optimise braking efficiency, endurance and reliability, all Expert models are equipped with four disc brakes (with the exception of the L1H1 1.6l HDi 1,000 kg van with standard suspension, which has drum brakes at the rear).



Reinforced structure

Design of the body frame ensures energy absorption in the event of impact to protect the occupants. The integrity of the passenger compartment is assured by attachment of the engine to the sub-frame and by a capping and a reinforcement tube inside the doors. The front bumper has a high absorption capacity thanks to a beam mounted on dampers screwed to the chassis legs.

Front impact

Reinforced seat fittings and controlled displacement of the pedal bracket and steering column (allowing the steering wheel to retract by 80 mm), reduce injury in the event of front impact.

Particular attention has been paid to the displacement of hard incompressible masses in the engine compartment to limit intrusion into the passenger compartment.

Air bags

As standard, the front driver's air bag located in the steering wheel cushion protects the chest and head. A front passenger air bag* can also be installed, designed to cover both the individual and two person passenger seat configurations, as well as 2 side air bags* in the backs of the individual seats.

Seat belts

Height-adjustable 3-point seat belts are equipped with pretensioners and force limiters to reduce the physical force to which side occupants may be exposed.

Fasten seat belt indicator

A visual alarm, supplemented by an audible alarm once Expert exceeds 9 mph, indicates that the driver's seat belt* is not fastened. These signals stop as soon as the seat belt is fastened.

Driver's seat protection

Behind the driver's seat a vertical ladder-type separation amply protects the driver against the risk of load displacement. A bulkhead partition is available as an option.

Head restraints

The front seats are equipped with head restraints. They are removable and height-adjustable to adapt to the size of the occupants.

*Optional.



Enjoy the Expert experience www.peugeot.co.uk

You've just discovered Expert. Were you impressed by its innovative design and its load capacities? Its safety equipment will surely have convinced you. As for its engines and level of comfort, they simply confirmed what you'd already guessed: With Expert, you can be sure of making the right choice.

That's good, but is it enough? No. Because at Peugeot, we believe that nothing can replace the individual experience of discovering the Expert for yourself.

Your dealer will be delighted to show you the complete range and identify the Expert that comes closest to meeting your every requirement.

To find out more about your future Expert, configure it and calculate its price according to its level of finish and the options you have chosen, visit: www.peugeot.co.uk

There you'll find comprehensive information about our network of dealerships, our service offers, news about the Peugeot Marque and all the latest product developments.

Are you ready for the Expert experience?

Panel Van



GVW
2.661 T to 2.946 T



2 heights: 1.94 m and 2.27 m with standard suspension
1.90 m and 2.20 m with pneumatic suspension



2 lengths
4.80 m and 5.13 m



3 effective volumes
5, 6 and 7 m³



Levels of finish and main standard equipment

- ABS (Anti-lock Braking System)
- Driver's air bag
- Height-adjustable 3-point front seat belts equipped with pretensioners
- Electric windows, one-touch on the driver's side
- Driver's fasten seat belt indicator
- Two person passenger seat
- Overhead storage unit
- 12 v connector in the load space
- Remote central locking with plip
- Automatic locking of doors while driving
- Electric heated door mirrors*

*Only on 136 bhp HDi.



LIHI - Short low van



L2HI - Long low van



L2H1 - Long tall van

L - Length H - Height

Volumes

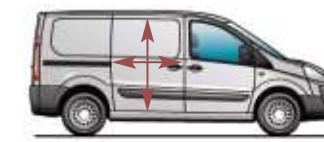
Up to 3 different volumes available.

	LIHI	L2HI	L2H2
Volume (m ³)	5.0	6.0	7.0

Payloads (kg)

LIHI	1000 / 1200
L2HI	1200
L2H2	1200

Dimensions



	External dimensions		Doors				Internal dimensions	
	Length	Height SS* / PS**	Sliding side doors		Hinged rear doors		Length	Height
LIHI	4.805 m	1.942 m/1.894 m	0.924 m	1.293 m	1.245 m	1,272 m	2.254 m	1.449 m
L2HI	5.135 m	1.942 m/1.894 m	0.924 m	1.293 m	1.245 m	1,272 m	2.584 m	1.449 m
L2H2	5.135 m	2.276 m/2.204 m	0.924 m	1.293 m	1.245 m	1.572 m	2.584 m	1.750 m
	Overall width without door mirrors: 1.986 m Overall width with door mirrors: 2.194 m		Height of load sill, no load*: from 0.562 to 0.604 m Height of load sill, no load**: from 0.491 to 0.500 m					

*With standard suspension.
**With pneumatic suspension.

Window Van



GVW
2.661 T to 2.946 T



2 heights: 1.94 m and 2.27 m with standard suspension
1.90 m and 2.20 m with pneumatic suspension



2 lengths
4.80 m and 5.13 m



3 effective volumes
5, 6 and 7 m³



L - Length H - Height



LIHI - Short low van



L2HI - Long low van



L2H1 - Long tall van

Volumes

Up to 3 different volumes available.

	LIHI	L2HI	L2H2
Volume (m ³)	5.0	6.0	7.0

Payloads (kg)

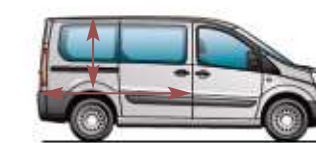
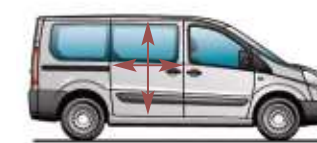
LIHI	1000 / 1200
L2HI	1200
L2H2	1200

Levels of finish and main standard equipment

- ABS (Anti-lock Braking System) - EBA (Emergency Brake Assist)
- Driver's air bag
- Height-adjustable 3-point front seat belts equipped with pretensioners
- Electric windows, one-touch on the driver's side
- Driver's fasten seat belt indicator
- Two person passenger seat
- Overhead storage unit
- 12 v connector in the load space
- Remote central locking with plip
- Automatic locking of doors while driving
- Electric heated door mirrors*

*Only on 136 bhp HDi.

Dimensions



	External dimensions		Doors				Internal dimensions	
	Length	Height SS* / PS**	Sliding side doors		Hinged rear doors		Length	Height
	Width	Height	Width	Height	Width	Height	Length	Height
LIHI	4.805 m	1.942 m/1.894 m	0.924 m	1.293 m	1.245 m	1.272 m	2.254 m	1.449 m
L2HI	5.135 m	1.942 m/1.894 m	0.924 m	1.293 m	1.245 m	1.272 m	2.584 m	1.449 m
L2H2	5.135 m	2.276 m/2.204 m	0.924 m	1.293 m	1.245 m	1.572 m	2.584 m	1.750 m
	Overall width without door mirrors: 1.986 m Overall width with door mirrors: 2.194 m		Height of load sill, no load*: from 0.562 to 0.604 m Height of load sill, no load**: from 0.491 to 0.500 m					

*With standard suspension.
**With pneumatic suspension.

Floor Cab



GVW
2.900 T and 2.963 T



l height
1.94 m with standard suspension
1.90 m with pneumatic suspension



l length
5.120 m



Dimensions

Platform cab	L2
Length	5.120 m
Wheelbase	3.122 m
Height with standard suspension	1.942 m
Height with pneumatic suspension	1.894 m
Overall width (without door mirrors)	1.895 m
Maximum convertible width	2.100 m
Floor load length (behind partition)	2.430 m

Payloads (kg)

Platform cab	
L2	1200 kg*

*Before conversion.

Level of finish and main standard equipment

- ABS (Anti-lock Braking System)
 - EBA (Emergency Brake Assist)
- Driver's air bag
- Height-adjustable 3-point front seat belts equipped with pretensioners
- Electric windows, one-touch on the driver's side.
- Driver's fasten seat belt indicator
- Two person passenger seat
- Overhead storage unit
- Remote central locking with plip
- Automatic locking of doors while driving
- Electric heated door mirrors*

*Only on 136 bhp HDi.

Conversions on floor cab base



Advertising trailer



Tipper



Pick-up



Removable refrigerated compartment

(Examples of conversions non-contractual - graphics not available)

Personality //

An Expert for every taste!

Your Expert reflects the image of your business. It can also display its colours, or adopt a shade that matches them. Whatever your preference, say it in colour!

Opaque colours:



Metallic colours (optional):



Trim:



Narbonnais Grey cloth

Packs available as an option:

Visibility Pack:

- Automatic "headlights switch on"
- Automatic windscreen wiper

Look Pack:

- Semi-painted body colour bumpers
- Body colour door mirror housings
- Front fog lamps
- Electric heated and folding door mirrors

Paint Pack (available with Bianca White and Aluminium body colours):

- The Paint Pack includes the Look Pack plus:
- Fully-painted body colour bumpers
 - Body colour side protections
 - "Lion Grey" door handles



Make your light van even more useful !

Peugeot Accessories are designed specifically for each model which means there are no compromises on fit or function. In addition they are rigorously tested to our own high standards giving you complete confidence and peace of mind.



Roof Rack

Increase your load carrying capacity with a Peugeot roof rack. Designed to enable the carriage of additional loads in complete safety. Maximum load 170 Kg evenly distributed.



Interior protection

Peugeot interior protection kits have been designed to offer customers a cost-effective solution to protecting their van interior thus enhancing its future resale value. Each kit is manufactured from high-quality marine grade plywood and will protect the van interior from everyday knocks and scrapes.



Storage tunnel

The ideal transport and storage solution for valuable copper piping. The storage tunnel can accommodate lengths of up to 2.3 metres - L1 and 2.6 metres - L2. Maximum carrying capacity 25 Kg.



Load roller

Facilitates the loading of ladders and other long loads onto the roof rack.



Towbars

Peugeot towbars are engineered and tested to the highest standards allowing you to tow with complete confidence.

Peace of mind Expert

When you choose Peugeot, you have the reassurance of knowing that your vehicle has been designed and manufactured to give you years of worry-free motoring. What's more, as a Peugeot owner, you can rely on a comprehensive range of customer care services from your Dealer. So you can be sure that you're talking to a specialist who'll listen to you, understand your problems and respond efficiently – someone who also has the expertise to maintain your Peugeot correctly, using trained technicians, Peugeot Diagnostic Equipment and Peugeot Original Equipment Parts.

Peugeot Warranties

As well as the 2 year unlimited mileage manufacturer's Warranty, all vehicles first registered in the UK and purchased from a UK Peugeot Dealer come with a free, optional additional year of Warranty through the Peugeot UK Dealer network. The mileage limit on this additional Warranty is 60,000 miles (100,000 miles for Boxer vans excluding Motorhomes and other converted vehicles) from first registration. At the end of the 3 year Warranty period (or after 60,000 miles) you have the option to purchase a Peugeot Platinum Extended Warranty. Our cars also come with a 12 Year Anti-Perforation and 3 Year Paint Warranty (6 and 2 years on vans). For full terms and conditions on all of these, please contact your Peugeot Dealer.

Peugeot Assistance

All new Peugeots come with 12 months' Peugeot Assistance – our breakdown assistance service (36 months for the 607). This covers all incidents involving vehicle-based faults for you and anyone else driving your car with your permission. It is available 24/7, 365 days a year.

Peugeot Assistance includes European cover; homestart, roadside assistance, vehicle recovery and a free replacement car or hotel accommodation if required. It can be extended for a further 12 months, or 24 months, and to protect you against non-vehicle faults (such as punctures) at specially discounted rates, by calling **0870 752 7050**.

Peugeot service care

Peugeot vehicles benefit from extended service intervals of up to 20,000 miles or 2 years (12,000 miles for 1.6 HDi diesel and 2.0 litre 180 bhp petrol engines; 10,000 miles or 1 year on the 107). Please refer to the maintenance book for details of the service intervals for specific models.

To minimise the inconvenience often associated with servicing, our Dealers promise to offer you a number of options.

- A while-you-wait service, with a timed appointment.
- Local vehicle collection from your home, or from your work.
- Alternative transport to a train station, home, or work.

- By arrangement, a hire car at a concessionary rate. What's more, they will aim to ensure that your vehicle is cleaned before you get it back.

Peugeot Insurance

Peugeot Insurance has been designed specifically for Peugeots and offers tailored cover at a competitive price. If you are unfortunate enough to have an accident, one of our Peugeot Approved Accident Repair Centres will repair your car, using only Peugeot original parts. Plus we'll give you a courtesy car while yours is being repaired (subject to availability when you use an approved repairer).



When the time comes to renew your insurance cover, why not try Peugeot Insurance?

You can call Peugeot Insurance for a quote on 0870 0240 206. Lines open 8am – 8pm weekdays, 9am-5pm Saturdays.

Max call charge from a BT landline is 8p per minute. Calls from other networks may vary. Calls may be recorded.

Peugeot Insurance is underwritten by UK Insurance Limited. Conditions apply.

Peugeot and the Environment

Our website has full details on all Peugeot products, and offers available in the UK. You'll also find information about our environmental and recycling policies

Peugeot Boutique

The Boutique offers a wide choice of original Peugeot merchandise designed to suit your Peugeot and your lifestyle. Be sure not to miss our *Ligne de style* Peugeot merchandise catalogue – it's a great place to look for treats or gifts for any Peugeot owner. To download the latest catalogue visit www.peugeot.co.uk/merchandise.

Peugeot online

Discover more about us at www.peugeot.co.uk

About this brochure

The information and images in this brochure are based on the technical data available at the time of printing. All equipment shown is factory fitted, or available as an option at extra cost (depending on model). Where you see a feature described as an option, you should assume that it is available at extra cost, unless specifically stated otherwise. Some feature combinations may not be available in the UK. Also, some photography may feature vehicles which are left hand drive. As part of our policy of continuous specification improvement, Peugeot reserve the right to modify technical equipment, the options available, and colours at any time. For full specification ask your Peugeot Dealer, or click on www.peugeot.co.uk.

Please note that current print and photographic techniques do not allow us to accurately represent the full depth and tone of the colours available in this brochure.

This brochure is not a contractual document or offer of sale. For current information please contact your authorised Peugeot Dealer. The details in this brochure cannot be reproduced without the expressed authorisation of Peugeot.

Issued by: Sales and Marketing, Peugeot Motor Company plc, Alderbrook House, PO Box 227, Alderbrook Lane, Coventry CV3 1LT.
For details of HM Forces tax-free military sales contact: Peugeot Export, 454-490 Mile End Road, London E1 4PE. Telephone: 020 7791 90560
Email: Peugeot.export@peugeotmail.co.uk
Customers seeking End of Vehicle Life information should call 0845 257 3233.
For all other enquiries please call 0845 200 1234 (Calls will be charged at local rate and may be recorded for training or quality purposes.)

